



# **Payment to FCI Modalities and Current Status**

**Regional Workshop with States**

**DELHI**

**03-04 June, 2016**

# Supply of Food grains -MDMS

- Food Corporation of India supplies Fair Average Quality (FAQ) food grains to States/UTs under all Welfare Schemes such as TPDS, ICDS, MDMS etc.
- Food grain is supplied on post payment basis only under MDMS.

# Lifting of Food grains

- States/UTs are to maintain a buffer stock of one month food grains at the schools.
- States/UTs can lift food grains from FCI by 25<sup>th</sup> of the preceding month/quarter for requirements of food grains during the next month/quarter.

# Payment to FCI

- FCI will raise bills by 10<sup>th</sup> day of the next month from the month of lifting of food grains
- States/UTs would make payment within 20 days from the date of receipt of bill.
- Payment of cost of food grains has been decentralized at district level from 1<sup>st</sup> April, 2010.

# Delay in Payment to FCI



- District Authorities in the States/UTs are not making payment towards the cost of food grains to FCI within the stipulated 20 days from the date of receipt of bill.
- States/UTs have cumulative outstanding month wise bills for more than 364 Cr. as on October, 2015.

# Month wise pending bills of FCI – 2015-16 (Rs. in Crores)

S. No.	State	Data As on											
		30.04.15	31.05.15	30.06.15	31.07.15	31.08.15	30.09.15	31.10.15	30.11.15	31.12.15	31.01.16	28.02.16	31.03.16
1	Punjab	4.11	2.17	0.68	3.65	2.23	2.22	2.83	2.73	1.23	1.86	2.24	0.22
2	Haryana	1.08	2.78	3.12	1.47	3.18	1.60	1.62	3.20	3.20	1.55	3.99	0.83
3	Rajasthan	12.14	9.92	7.36	6.89	15.63	15.55	7.45	13.92	16.96	9.60	14.43	21.28
4	Madhya Pradesh	0.24	0.24	0.24	0.00	0.00	0.00	0.00	0.00	0.00	0.00	0.00	0.00
5	Chhattisgarh	0.00	0.00	0.00	0.00	0.00	0.00	0.00	0.00	0.00	0.00	0.00	0.00
6	Jharkhand	32.03	34.78	37.63	40.66	45.85	48.36	50.33	52.19	51.98	49.71	52.86	54.48

# Month wise pending bills of FCI – 2015-16 (Rs. in Crores)

S. No.	State	Outstanding						O/S as on	O/S for	Total O/S
		2010-11	2011-12	2012-13	2013-14	2014-15	2015-16	30.04.2016	2016-17	
								(for 2010-11 to	as on	
								to 2015-16)	30.04.2016	
								7(1+2+3+4+5+6)	8	9(7+8)
1	Punjab	0	0	0	0	0	0.27	0.27	0.71	0.98
2	Haryana	0	0	0	0	0	0.83	0.83	0.03	0.87
3	Rajasthan	0	0	0	0	0	16.48	16.48	0.20	16.85
5	Madhya Pradesh	0	0	0	0	0	0	0	0	0
6	Chhattisgarh	0	0	0	0	0	0	0	0	0
7	Jharkhand	0.66	0.3	1.48	6.16	20.12	26.88	55.88	0.76	57.2

# Effect of Pending Payments



- FCI is paying heavy interest on the loan taken by it for procuring and supply of food grains under MDMS.



# Remedial Action

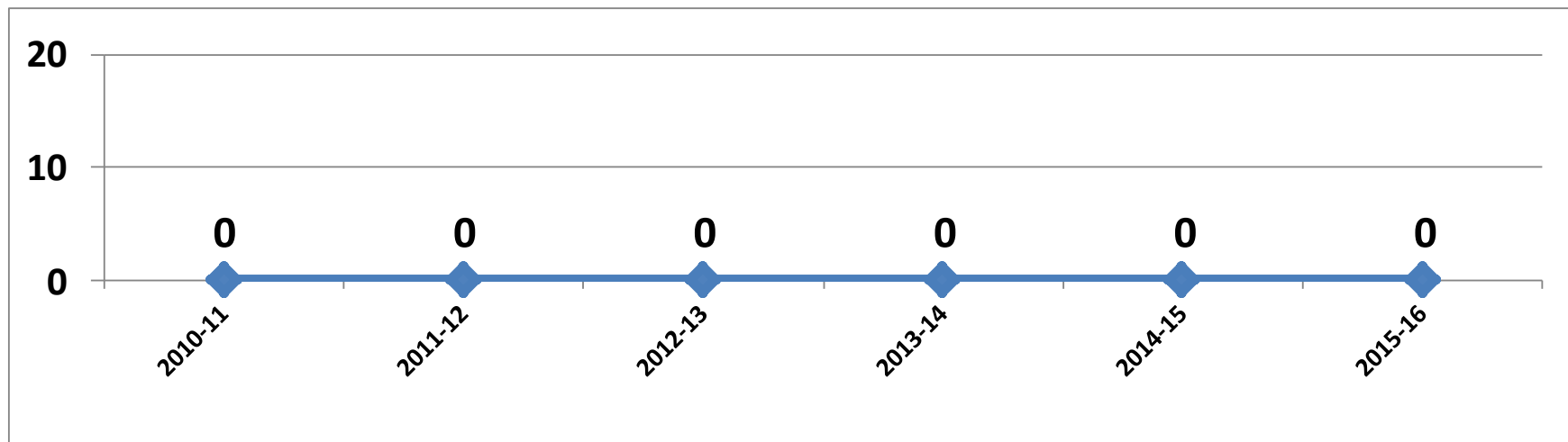
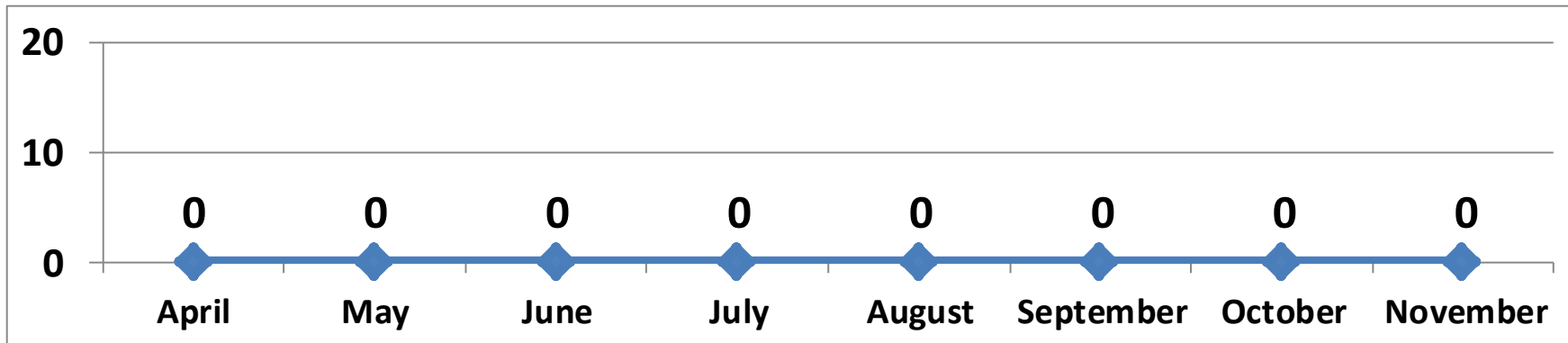
- As envisaged under MDM Guidelines, State Nodal Officers should hold monthly meetings with the FCI officers.
- These meetings would provide a platform for resolving bottlenecks and reconciliation of figure of payment to FCI.
- e-payment to FCI.

**THANK YOU**

**!!**

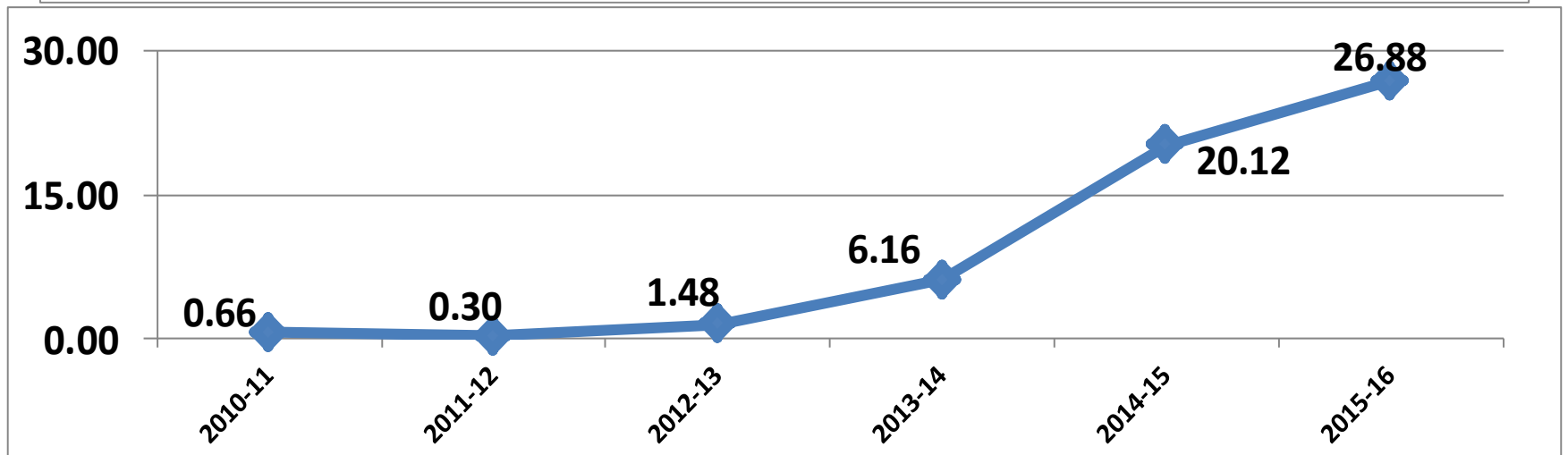
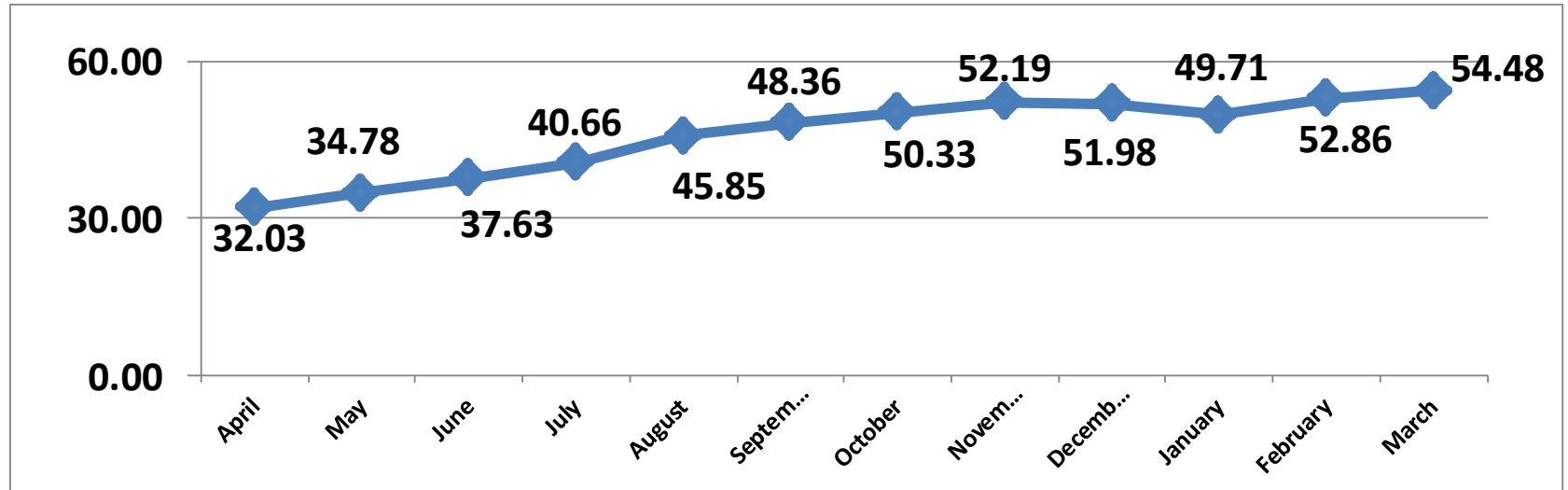
# Month & Year wise pending bills – 2015-16 (Rs. in Crores)

## Chhattisgarh



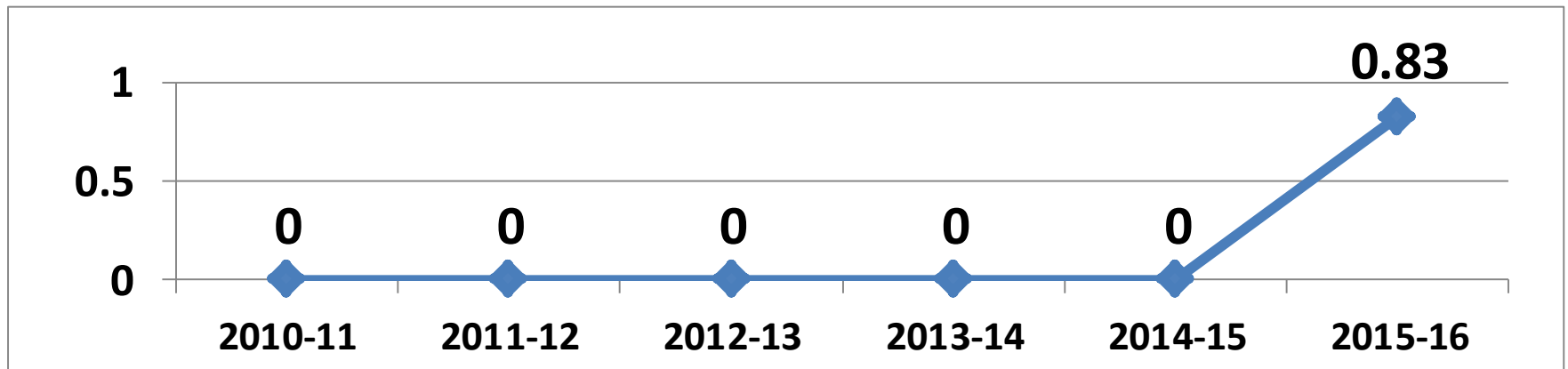
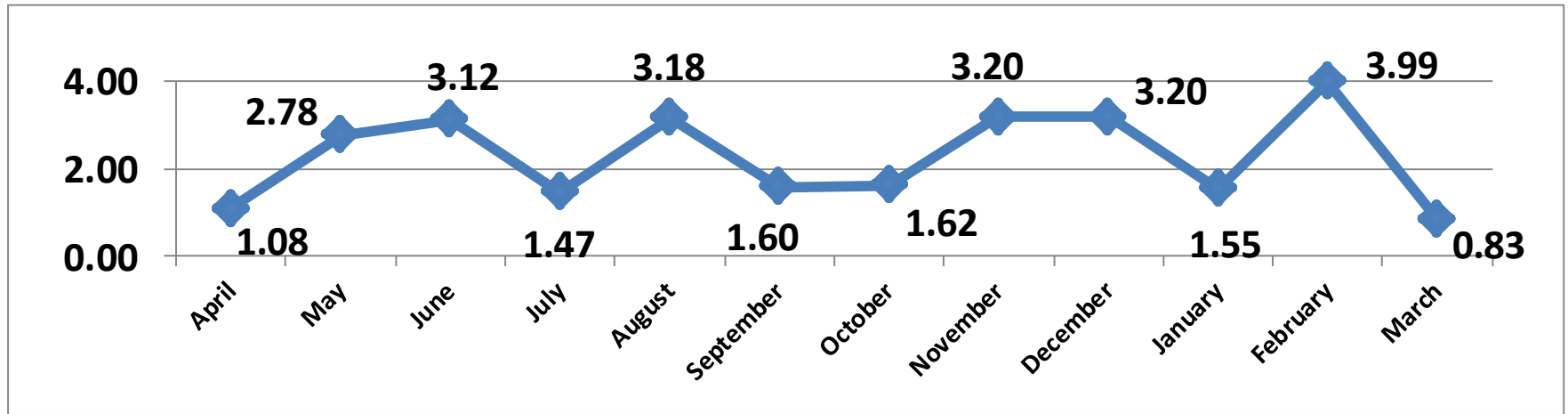
# Month & Year wise pending bills – 2015-16 (Rs. in Crores)

## JHARKHAND



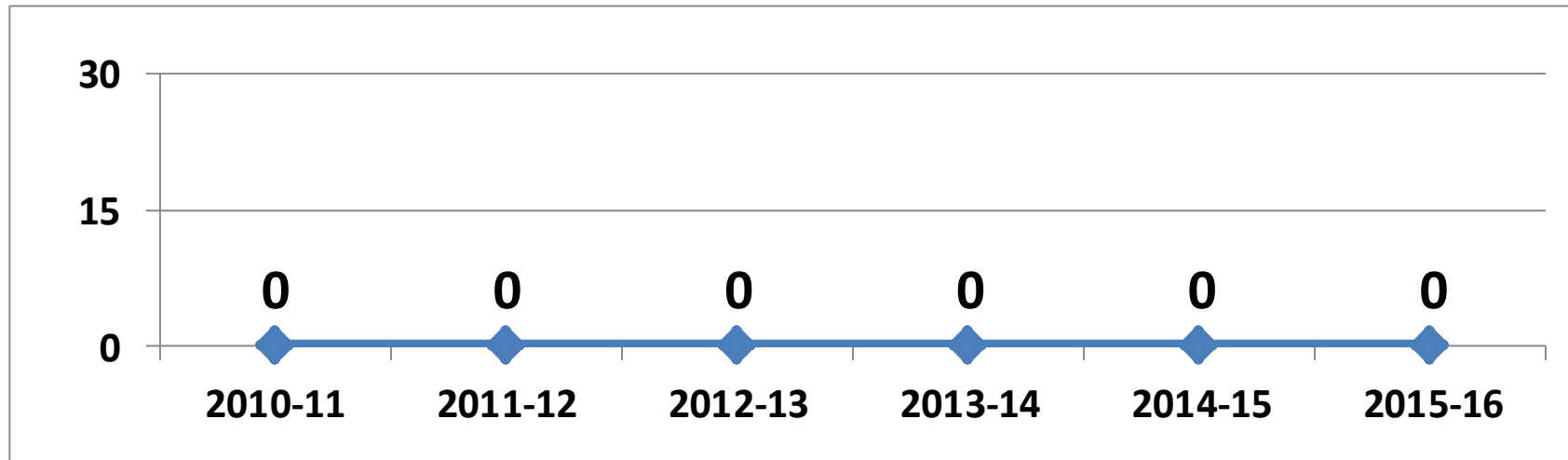
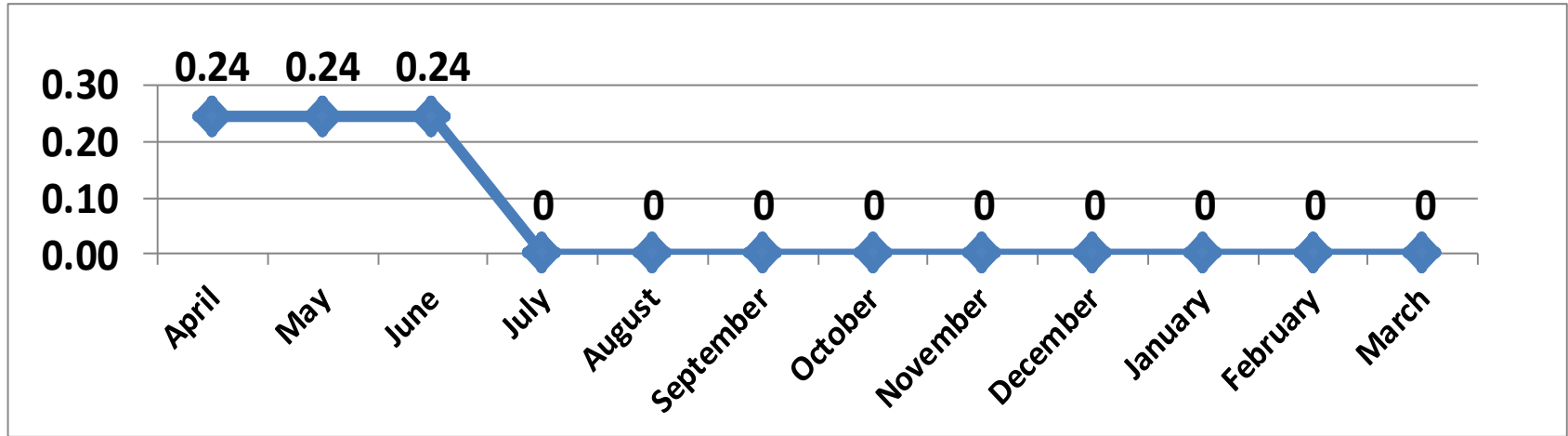
# Month & Year wise pending bills – 2015-16 (Rs. in Crores)

## HARYANA



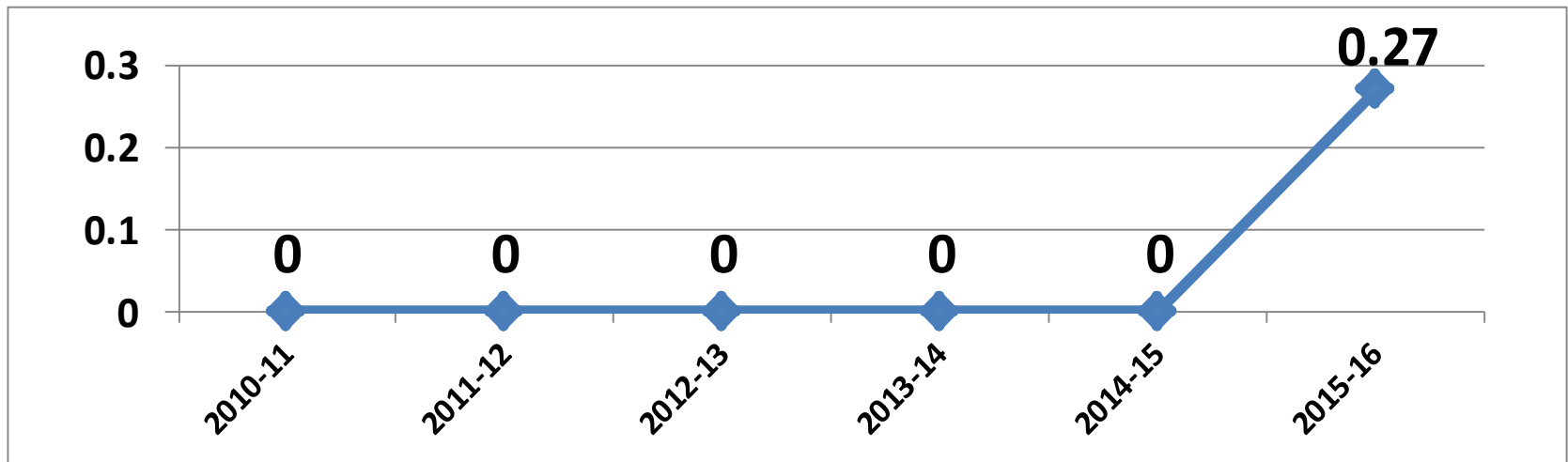
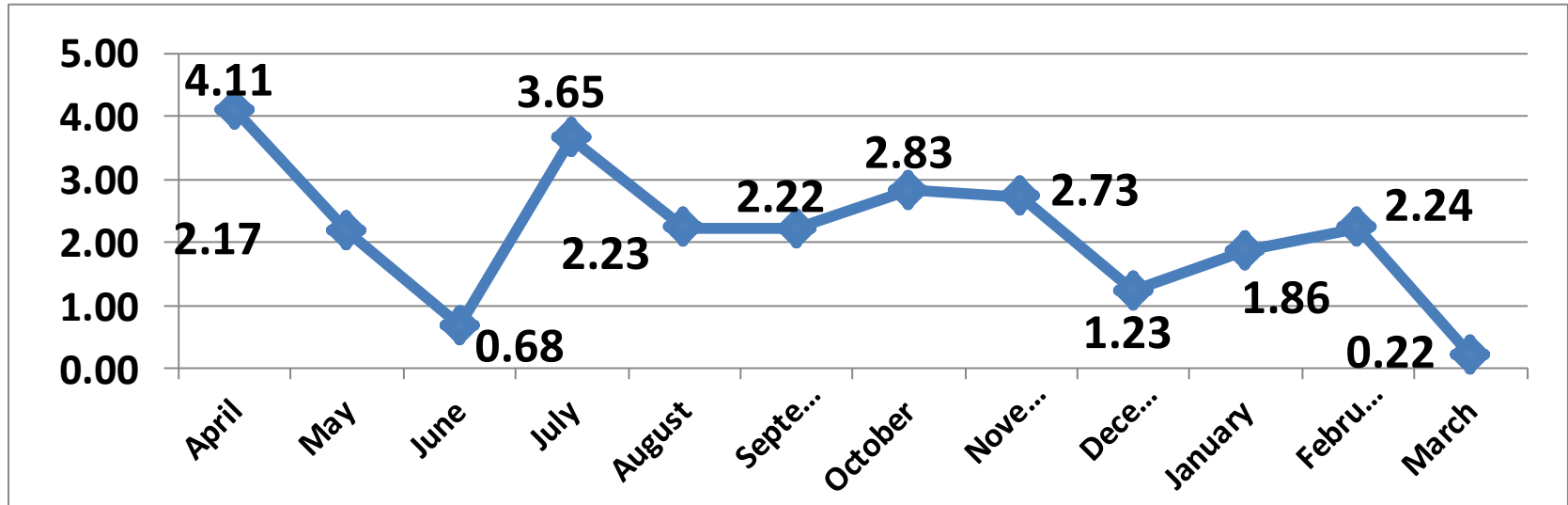
# Month & Year wise pending bills – 2015-16 (Rs. in Crores)

## MADHYA PRADESH



# Month & Year wise pending bills – 2015-16 (Rs. in Crores)

## PUNJAB



# Month & Year wise pending bills – 2015-16 (Rs. in Crores)

## RAJASTHAN

